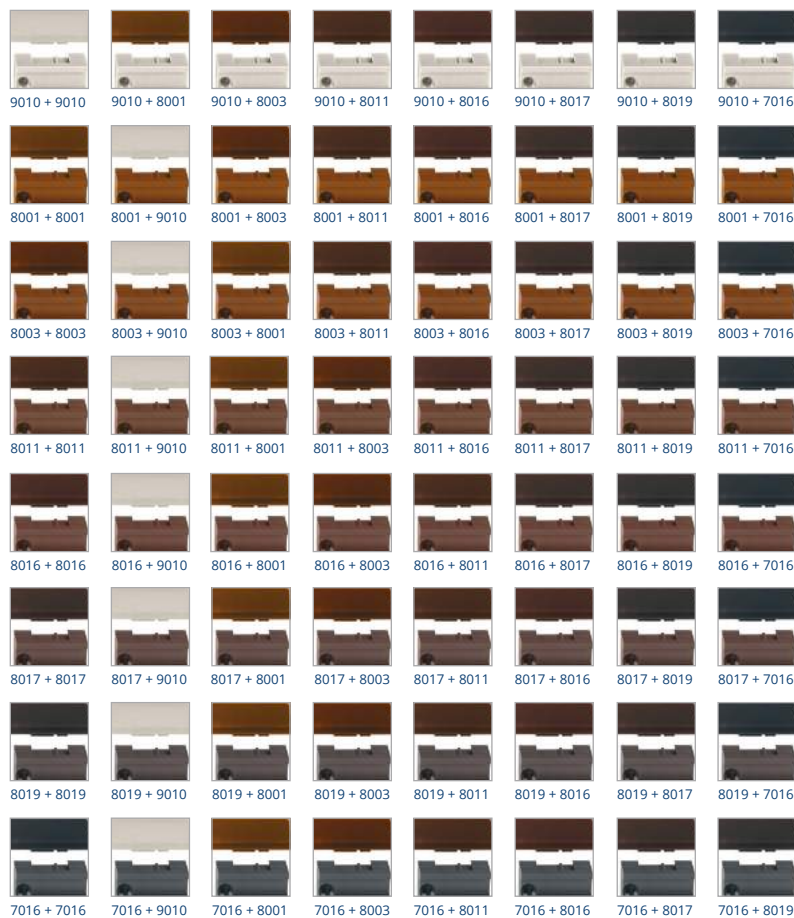



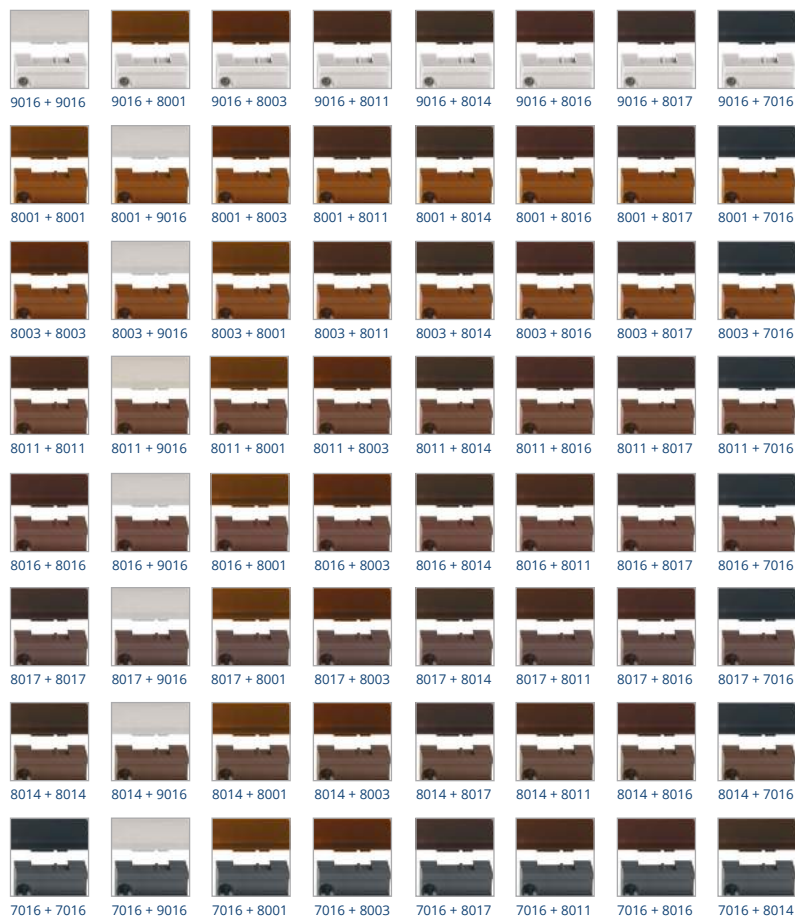
TAPPO SCAMBIO BATTUTA ALUPLAST


***** - Colore // Ral




Codice			Il lato	Profilo
PM.AL170C.IO*****	96 set.	3.553	Completo	ALUPLAST "C" 70 AD
PM.AL170C.I*****	96 set.	1.060	Corpo	ALUPLAST "C" 70 AD
PM.AL170C.O*****	96 set.	2.473	Punta	ALUPLAST "C" 70 AD
PM.AL170O.IO*****	96 set.	3.553	Completo	ALUPLAST "O" 70 AD
PM.AL170O.I*****	96 set.	1.060	Corpo	ALUPLAST "O" 70 AD
PM.AL170O.O*****	96 set.	2.473	Punta	ALUPLAST "O" 70 AD
PM.AL185.IO*****	60 set.	3.588	Completo	ALUPLAST 85 MD
PM.AL185.I*****	60 set.	1.077	Corpo	ALUPLAST 85 MD
PM.AL185.O*****	60 set.	2.511	Punta	ALUPLAST 85 MD

TAPPO SCAMBIO BATTUTA BRUGMANN



“****” - Colore // Ral

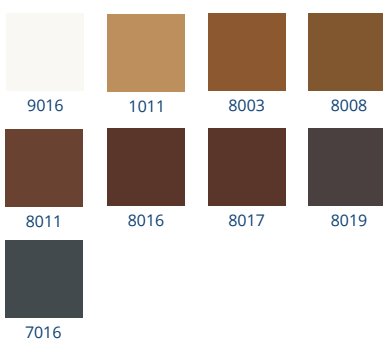


“***” - Colore guarnizione
 GB - NERO
 GS - GRIGIO

Codice			Il lato	Profilo
PM.BR173.IO****	84 set.	2.705	Completo	BRUGMANN 73 AD
PM.BR173.I****	84 set.	0.812	Corpo	BRUGMANN 73 AD
PM.BR173.O****	84 set.	1.893	Punta	BRUGMANN 73 AD
PM.BR182.**.IO****	60 set.	3.450	Completo	BRUGMANN 82 AD // MD
PM.BR182.**.I****	60 set.	1.035	Corpo	BRUGMANN 82 AD // MD
PM.BR182.**.O****	60 set.	2.415	Punta	BRUGMANN 82 AD // MD

TAPPO SCAMBIO BATTUTA GEALAN


***** - Colore // Ral




Codice			Il lato	Profilo
PM.GL174.IO*****	120 set.	3.864	Completo	GEALAN 74 AD
PM.GL174.I*****	120 set.	1.159	Corpo	GEALAN 74 AD
PM.GL174.O*****	120 set.	2.705	Punta	GEALAN 74 AD
PM.GL182.IO*****	72 set.	3.312	Completo	GEALAN 82 MD
PM.GL182.I*****	72 set.	0.994	Corpo	GEALAN 82 MD
PM.GL182.O*****	72 set.	2.318	Punta	GEALAN 82 MD

TAPPO SCAMBIO BATTUTA KBE




"****" - Colore // Ral




"***" - Colore guarnizione

GB - NERO
GS - GRIGIO

Codice			Il lato	Profilo
PM.KB170.IO****	96 set.	3.533	Completo	KBE 70 AD
PM.KB170.I****	96 set.	1.060	Corpo	KBE 70 AD
PM.KB170.O****	96 set.	2.743	Punta	KBE 70 AD
PM.TR276.IO****	84 set.	3.478	Completo	KBE 76 AD
PM.TR276.I****	84 set.	1.043	Corpo	KBE 76 AD
PM.TR276.O****	84 set.	2.435	Punta	KBE 76 AD
PM.TR176.**.IO****	60 set.	3.312	Completo	KBE 76 MD
PM.TR176.**.I****	60 set.	0.995	Corpo	KBE 76 MD
PM.TR176.**.O****	60 set.	2.317	Punta	KBE 76 MD
PM.TR188.**.IO****	60 set.	3.864	Completo	KBE 88 AD // MD
PM.TR188.**.I****	60 set.	1.159	Corpo	KBE 88 AD // MD
PM.TR188.**.O****	60 set.	2.705	Punta	KBE 88 AD // MD

TAPPO SCAMBIO BATTUTA KOMMERLING


"****" - Colore // Ral



"***" - Colore guarnizione


 GB - NERO
GS - GRIGIO

Codice			Il lato	Profilo
PM.KM170C.IO****	96 set.	3.092	Completo	KOMMERLING "C" 70 AD
PM.KM170C.I****	96 set.	0.927	Corpo	KOMMERLING "C" 70 AD
PM.KM170C.O****	96 set.	2.165	Punta	KOMMERLING "C" 70 AD
PM.KM170O.IO****	96 set.	3.092	Completo	KOMMERLING "O" 70 AD
PM.KM170O.I****	96 set.	0.927	Corpo	KOMMERLING "O" 70 AD
PM.KM170O.O****	96 set.	2.165	Punta	KOMMERLING "O" 70 AD
PM.TR276.IO****	84 set.	3.478	Completo	KOMMERLING 76 AD
PM.TR276.I****	84 set.	1.043	Corpo	KOMMERLING 76 AD
PM.TR276.O****	84 set.	2.435	Punta	KOMMERLING 76 AD
PM.TR176.**.IO****	60 set.	3.312	Completo	KOMMERLING 76 MD
PM.TR176.**.I****	60 set.	0.995	Corpo	KOMMERLING 76 MD
PM.TR176.**.O****	60 set.	2.317	Punta	KOMMERLING 76 MD

TAPPO SCAMBIO BATTUTA INOUTIC



***** - Colore // Ral



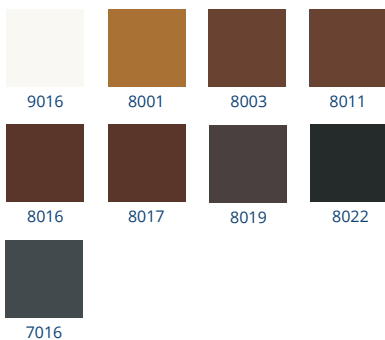
*** - Colore guarnizione

GB - NERO
GS - GRIGIO

Codice			Il lato	Profilo
PM.NT171.IO****	96 set.	3.974	Completo	INOUTIC 70 AD
PM.NT171.I****	96 set.	1.192	Corpo	INOUTIC 70 AD
PM.NT171.O****	96 set.	2.781	Punta	INOUTIC 70 AD
PM.NT176.**.IO****	72 set.	4.306	Completo	INOUTIC 76 MD
PM.NT176.**.J****	72 set.	1.292	Corpo	INOUTIC 76 MD
PM.NT176.**.O****	72 set.	3.014	Punta	INOUTIC 76 MD
PM.NT184.**.IO****	60 set.	4.002	Completo	INOUTIC 84 MD
PM.NT184.**.J****	60 set.	1.200	Corpo	INOUTIC 84 MD
PM.NT184.**.O****	60 set.	2.801	Punta	INOUTIC 84 MD

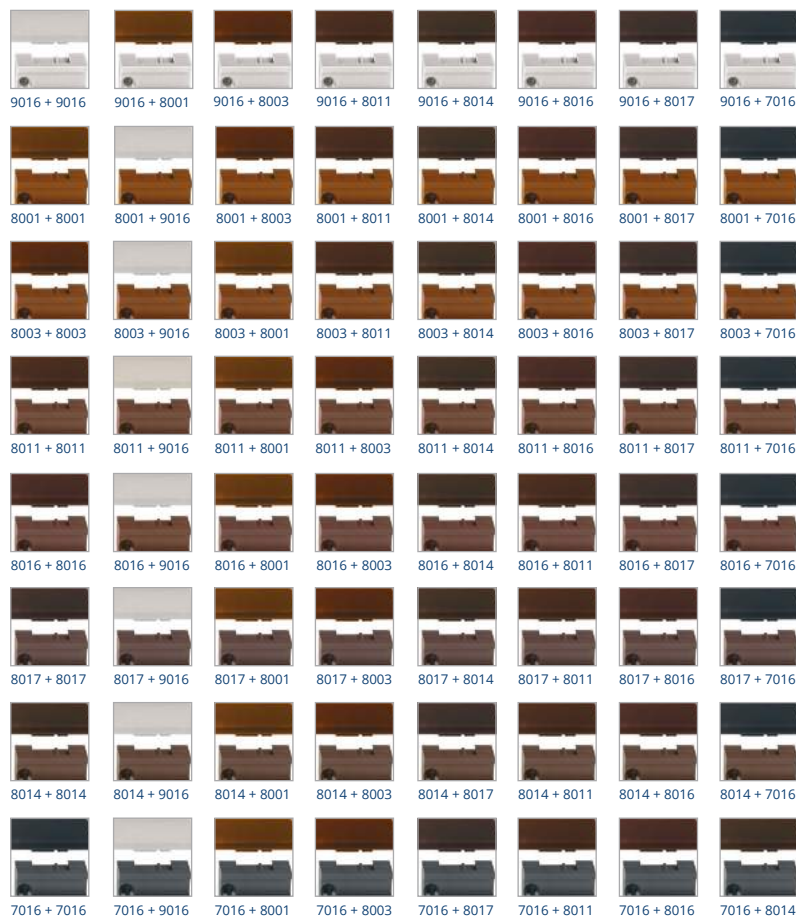
TAPPO SCAMBIO BATTUTA REHAU


"****" - Colore // Ral




Codice			Il lato	Profilo
PM.RH170C.IO****	96 set.	3.092	Completo	REHAU "C" 70 AD
PM.RH170C.I****	96 set.	0.928	Corpo	REHAU "C" 70 AD
PM.RH170C.O****	96 set.	2.164	Punta	REHAU "C" 70 AD
PM.RH170O.IO****	96 set.	3.092	Completo	REHAU "O" 70 AD
PM.RH170O.I****	96 set.	0.928	Corpo	REHAU "O" 70 AD
PM.RH170O.O****	96 set.	2.164	Punta	REHAU "O" 70 AD
PM.RH286.IO****	84 set.	3.477	Completo	REHAU 86 AD
PM.RH286.I****	84 set.	1.043	Corpo	REHAU 86 AD
PM.RH286.O****	84 set.	2.434	Punta	REHAU 86 AD
PM.RH186.IO****	72 set.	3.643	Completo	REHAU 86 MD
PM.RH186.I****	72 set.	1.093	Corpo	REHAU 86 MD
PM.RH186.O****	72 set.	2.550	Punta	REHAU 86 MD

TAPPO SCAMBIO BATTUTA SCHUCO



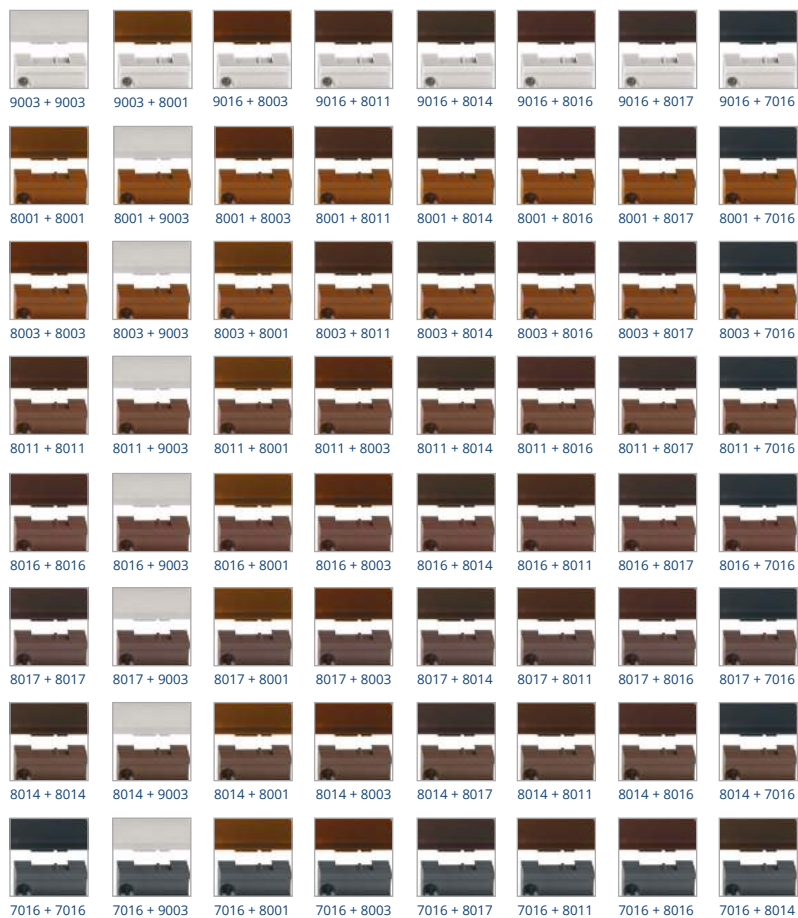
**** - Colore // Ral




*** - Colore guarnizione
 GB - NERO
 GS - GRIGIO

Codice			Il lato	Profilo
PM.SC170.IO****	72 set.	3.312	Completo	SCHUCO 70 AD
PM.SC170.I****	72 set.	0.994	Corpo	SCHUCO 70 AD
PM.SC170.O****	72 set.	2.318	Punta	SCHUCO 70 AD
PM.SC182.**.IO****	60 set.	3.933	Completo	SCHUCO 82 MD
PM.SC182.**.I****	60 set.	1.179	Corpo	SCHUCO 82 MD
PM.SC182.**.O****	60 set.	2.754	Punta	SCHUCO 82 MD

TAPPO SCAMBIO BATTUTA SALAMANDER

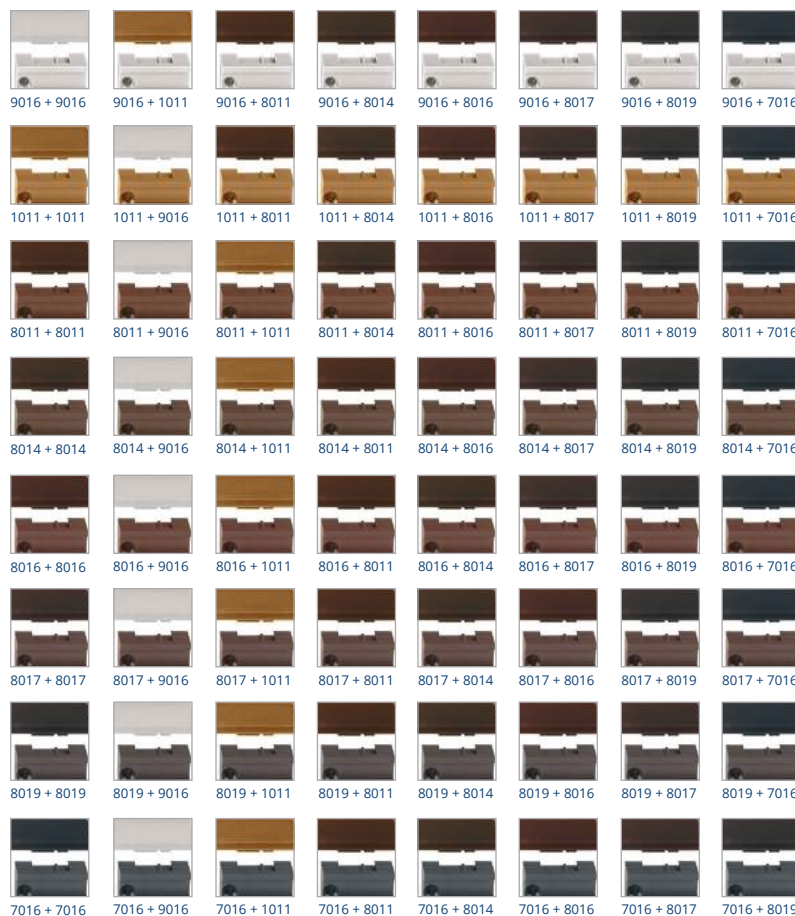


**** - Colore // Ral

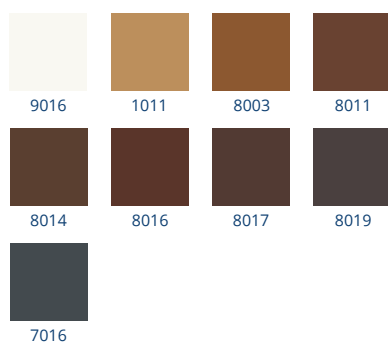


Codice			Il lato	Profilo
PM.SL176.IO****	84 set.	3.671	Completo	SALAMANDER 76 AD
PM.SL176.I****	84 set.	1.101	Corpo	SALAMANDER 76 AD
PM.SL176.O****	84 set.	2.570	Punta	SALAMANDER 76 AD
PM.SL276.IO****	48 set.	3.754	Completo	SALAMANDER 76 MD
PM.SL276.I****	48 set.	1.126	Corpo	SALAMANDER 76 MD
PM.SL276.O****	48 set.	2.628	Punta	SALAMANDER 76 MD
PM.SL182.**.IO****	60 set.	3.450	Completo	SALAMANDER 82 AD // MD
PM.SL182.**.I****	60 set.	1.035	Corpo	SALAMANDER 82 AD // MD
PM.SL182.**.O****	60 set.	2.415	Punta	SALAMANDER 82 AD // MD
PM.SL192.**.IO****	48 set.	4.195	Completo	SALAMANDER 92 MD
PM.SL192.**.I****	48 set.	1.258	Corpo	SALAMANDER 92 MD
PM.SL192.**.O****	48 set.	2.936	Punta	SALAMANDER 92 MD

TAPPO SCAMBIO BATTUTA TROCAL




“****” - Colore // Ral




“**” - Colore guarnizione

GB - NERO
GS - GRIGIO

Codice			Il lato	Profilo
PM.TR170.IO****	96 set.	3.533	Completo	TROCAL 70 AD
PM.TR170.I****	96 set.	1.060	Corpo	TROCAL 70 AD
PM.TR170.O****	96 set.	2.743	Punta	TROCAL 70 AD
PM.TR276.IO****	84 set.	3.478	Completo	TROCAL 76 AD
PM.TR276.I****	84 set.	1.043	Corpo	TROCAL 76 AD
PM.TR276.O****	84 set.	2.435	Punta	TROCAL 76 AD
PM.TR176.**.IO****	60 set.	3.312	Completo	TROCAL 76 MD
PM.TR176.**.I****	60 set.	0.995	Corpo	TROCAL 76 MD
PM.TR176.**.O****	60 set.	2.317	Punta	TROCAL 76 MD
PM.TR188.**.IO****	60 set.	3.864	Completo	TROCAL 88 MD
PM.TR188.**.I****	60 set.	1.159	Corpo	TROCAL 88 MD
PM.TR188.**.O****	60 set.	2.705	Punta	TROCAL 88 MD

TAPPO SCAMBIO BATTUTA VEKA


"****" - Colore // Ral



Codice			Il lato	Profilo
PM.VK170.IO****	120 set.	3.864	Completo	VEKA 70 AD
PM.VK170.J****	120 set.	1.159	Corpo	VEKA 70 AD
PM.VK170.O****	120 set.	2.705	Punta	VEKA 70 AD
PM.VK182.IO****	96 set.	3.974	Completo	VEKA 82 AD // 82 MD
PM.VK182.J****	96 set.	1.192	Corpo	VEKA 82 AD // 82 MD
PM.VK182.O****	96 set.	2.782	Punta	VEKA 82 AD // 82 MD

